

ELECTRA OLIVE

Technical Sheet



ELECTRA OLIVE

The epitome of the curve; a creative impression of the flow; a design which can carry you away to a gentle, wandering mood.

Another proof of the dynamics hiding in minimal design when accompanied by inspired details.

The curves repeat themselves at the headboard, giving a boost for the ultimate harmonic sensation.



ELECTRA OLIVE

bed with bedside tables

Headboard (bed)

Mdf, lined with oak, rustic oak, European ash, walnut natural veneer.

Fabric-leather-artificial leather cover. Non removable.

The internal structure is compact framework by chipboard and mdf.

Legs-Crossbeams

Mdf, lined with oak, rustic oak, European ash, walnut natural veneer.

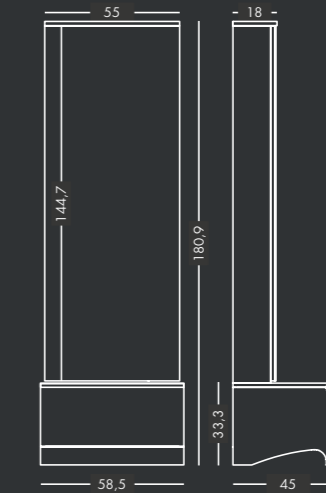
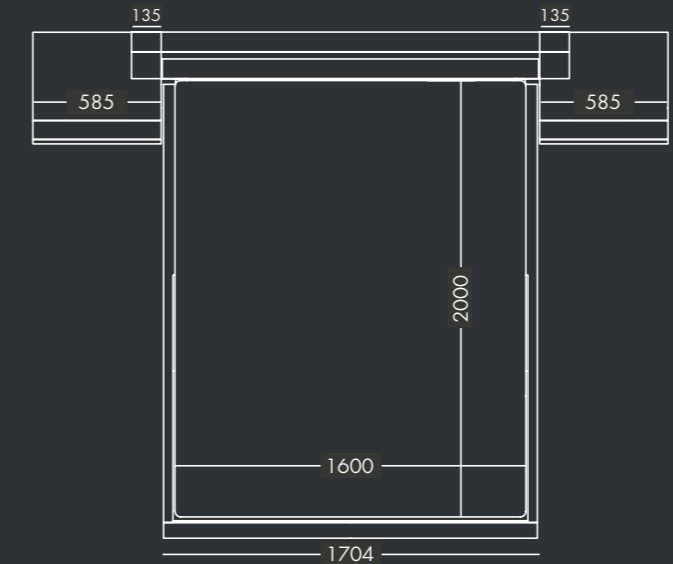
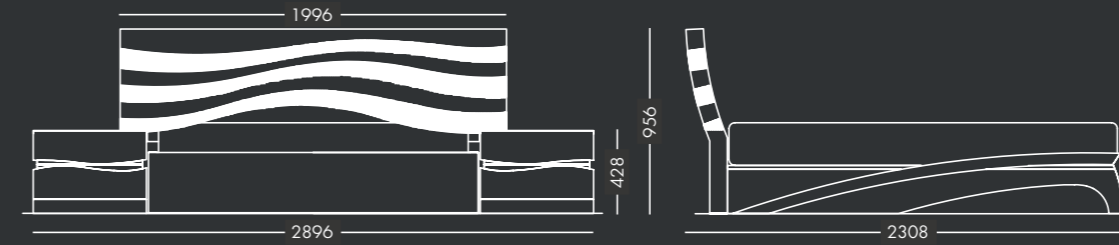
Frames-Mattress bases:

JOIN offers two types of frames:

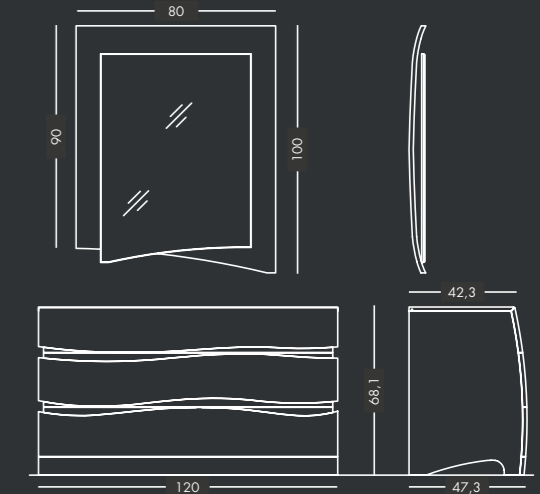
Join Metal Frame: The frame is made of (8) rows of orthopedic slats, 163mm. wide and 8mm thick, of Spanish eucalyptus wood, covering 74% of the bed frame's free surface; the wooden slats are covered with a beech film face, ideal for special configuration and quality spring mattresses. Upholstered with a special non slip fabric that allows the mattress to breathe.

Join Metal Frame Plus: It is made of rigid wooden boards from eucalyptus, covered with a sheet of natural cork, 185mm wide (to protect the fabric and to stop the mattress from sliding), with 15mm gaps in between for ventilation, covering 89% of the bed frame's free surface. The product is patented: Patent No1008041 and design patent: Certif. Design No: 6003514.

The standard bed dimensions are for 1,48m x 1,95m and for 1,60m x 2,00m mattresses.



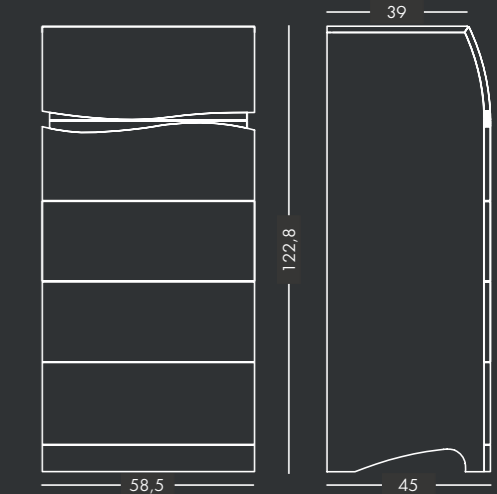
whole body mirror with storage box



chest of drawers with mirror



wall mirror



tall chest of drawers

EXTERIOR DIMENSIONS			BEDSIDE TABLE		
Width	Length	Height	Width	Length	Height
289,6 cm (total)	230,8 cm	95,6 cm	58,5 cm	42,8 cm	95,6 cm
199,6 cm (headboard)			50 cm		
170,4 cm (front)			45 cm		

ELECTRA OLIVE

bedside table

TECHNICAL INFORMATION

The internal structure is compact framework by chipboard and mdf.

Wooden surfaces:

Mdf, lined with oak, rustic oak, European ash, walnut natural veneer.

Runner systems:

HHettich Quadro 23 SFG, load capacity up to 25 kg, certified according to ENISO 9001, guarantee of 80,000 open/close cycles.

Fabric-leather-artificial leather cover at the knob. Non removable.



The led type lighting units used at the optional equipment are produced by the German company Halemeier.

The furniture mechanisms are produced by the German company Hettich.

The varnishes applied are Milesi wood coating, environmentally friendly, with ISO14001 certification.

12/2017

* Patent design 20140600111 4,1

JOIN S.A.

A.: Orfeos 200, Egaleo

T.: 210 3413910

F.: 210 3413911

E.: info@join.gr

W.: www.join.gr

